



Fold and tape



Fold and tape

## Natick's Bookmobile

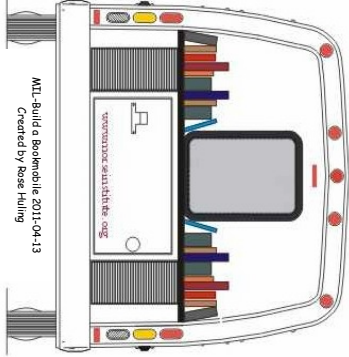
c/o Morse Institute Library  
14 East Central Street, Natick, MA 01760  
Library: 508-647-6520  
Our new office phone: 508-647-6528  
[www.morseinstitute.org](http://www.morseinstitute.org)



Use your smart phone to scan this code to view a video.



Fold and tape




Fold and tape



Fold and tape

Fold and tape



1. Cut on the solid lines \_\_\_\_\_
2. Fold on the dashed lines - - - - -
3. Fold along the tabs.
4. Assemble the Bookmobile by folding the tabs/flaps inward.
5. Hint: Fold the tabs for the front and rear of the bookmobile last.
6. Tape all edges.

Create a fold over sign for your bookmobile stop!

# Build Your Own Bookmobile!